

THE GOVERNMENT OF  
THE REPUBLIC OF THE UNION OF MYANMAR  
MINISTRY OF EDUCATION

# ENGLISH TEXT

## GRADE 3



2019-2020



**THE GOVERNMENT OF  
THE REPUBLIC OF THE UNION OF MYANMAR  
MINISTRY OF EDUCATION**

**ENGLISH TEXT  
GRADE 3**

**2019-2020**



Technical assistance is provided by JICA.

# Table of contents

Unit	Unit title	Page
1	Family, friends and I	1
2	My favourite ...	10
	Review 1	18
	Project 1 My family tree	20
3	My house and my pets	22
4	Numbers and shapes	30
	Review 2	38
	Project 2 Things in my bedroom	40
5	Things I do at home and at school	42
6	My day	50
	Review 3	58
	Project 3 The daily activities of my friend	60
7	Things we do for fun	62
8	Around town	70
	Review 4	78
	Project 4 My town	80



# Unit 1 Family, friends and I

## Lesson 1 My family



Listen and say.



My grandfather  
is a writer.



My grandmother  
is a shopkeeper.



My father  
is a cook.



My mother  
is a doctor.



My uncle  
is a farmer.




My aunt  
is a teacher.



My sister  
is a student.



My brother  
is a dancer.



My cousin  
is a sailor.

# Unit 1 Family, friends and I



Practise.



Rearrange the letters.



o c o d r t

doctor



r i s l o a



e t c a e h r



c o k o








r a f r m e



r r t i w e



Listen and write.

<p>1</p>  <p>s _____</p>	<p>2</p>  <p>f _____</p>	<p>3</p>  <p>t _____</p>	<p>4</p>  <p>c _____</p>	<p>5</p>  <p>d _____</p>
---	---	---	---	---



## Unit 1 Family, friends and I



**Listen and tick the correct answers.**

1

- My father is a sailor.
- My father is a doctor.
- My father is a farmer.

2

- My mother is a teacher.
- My mother is a doctor.
- My mother is a cook.

3

- My brother is a writer.
- My brother is a cook.
- My brother is a farmer.

4

- My sister is a teacher.
- My sister is a dancer.
- My sister is a student.

5

- My aunt is a teacher.
- My aunt is a shopkeeper.
- My aunt is a doctor.

6

- My uncle is a sailor.
- My uncle is a cook.
- My uncle is a writer.



**Write about your family members.**

My family members

My father is a writer.

---

---

---

---

---

---

---

---

---

---

## Lesson 2 My friend is handsome.


 Listen and say.



# Unit 1 Family, friends and I



## Practise.



## Look at the pictures and write sentences.



1. This is my sister. She is beautiful.

2. These are my friends. They are helpful.


### Lesson 3 My dream



Listen and say.



artist



engineer



hairdresser



pilot



dentist



nurse



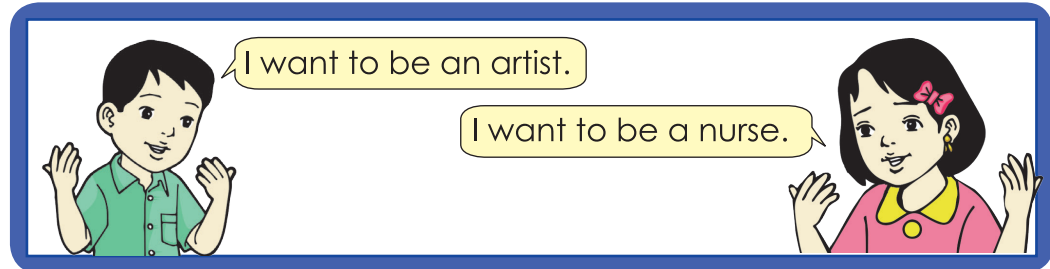
singer




police officer



Practise.



Ask and answer.



# Unit 1 Family, friends and I



Say and write what you want to be.

①



②



③



④



1. I want to be a dentist.

2. \_\_\_\_\_.

3. \_\_\_\_\_.

4. \_\_\_\_\_.



Look, say and write.

1 ✓



2 x



3 x



4 ✓



1. Do you want to be a pilot ?

Yes, I do.

2. Do you want to be an artist ?

No, I don't. I want to be an engineer.

3. \_\_\_\_\_ ?

\_\_\_\_\_.

4. \_\_\_\_\_ ?

\_\_\_\_\_.

## Lesson 4 A happy family



Listen and say.


I'm Ingyin. This is my family.  
There are six people in my family.




My grandfather is an artist.  
He is smart.  
My grandmother is a nurse.  
She is kind.



My father is a pilot.  
He is strong and smart.  
My mother is a doctor.  
She is kind and helpful.



# Unit 1 Family, friends and I



**Write about your family.**

My family

---

---

---

---

---

## Unit 2 My favourite ...

### Lesson 1 My favourite fruits and vegetables

 Listen and say.

#### Fruits



banana



strawberry



pear



pineapple



papaya

#### Vegetables



carrot



eggplant



cabbage



potato



tomato



Ask and answer.

Boy : Do you like fruits?


Girl : Yes, I do.

Boy : Do you like strawberries?

Girl : No, I don't.

Boy : What's your favourite fruit?

Girl : Pears.





## Unit 2 My favourite ...



### Ask and answer.

Boy : Do you like vegetables?

Girl : Yes, I do.

Boy : Do you like carrots?









Girl : No, I don't.

Boy : What's your favourite vegetable?

Girl : Potatoes.



### Find and circle the words for the pictures.

1. 	a	c	g	l	s	e	p	c	f	s	5. 
2. 	c	a	b	b	a	g	e	a	n	t	6. 
3. 	j	r	w	y	r	l	a	b	q	r	7. 
4. 	s	r	q	m	k	t	r	b	e	a	8. 
	p	o	t	a	t	o	a	a	z	w	
	a	t	y	o	e	m	a	e	w	b	
	p	p	i	n	e	a	p	p	l	e	
	a	k	n	z	r	t	f	q	x	r	
	y	c	a	r	r	o	t	l	w	r	
	a	c	a	r	y	i	u	s	p	y	



### Complete the sentences.

1. My favourite fruit is \_\_\_\_\_.
2. I like \_\_\_\_\_.
3. I don't like \_\_\_\_\_.
4. My \_\_\_\_\_ vegetable \_\_\_\_\_.
5. I like \_\_\_\_\_.
6. I don't \_\_\_\_\_.

## Lesson 2 My favourite sports and games



Listen and say.

### Sports



running



judo



cycling



archery



swimming

### Games




basketball



tennis



football



badminton




Ask and answer.

Boy : What 's your favourite sport?

Girl : Swimming. What about you?

Boy : Judo.

Girl : That's great!



## Unit 2 My favourite ...



### Listen and fill in the blanks.

Teacher: What's your favourite sport, Ko Ko?

Ko Ko: My favourite sport is running.

1 Ko Ko: Running

5 Thura: \_\_\_\_\_

2 Aye Aye: \_\_\_\_\_

6 Win Win: \_\_\_\_\_

3 Si Si: \_\_\_\_\_

7 Bo Bo: \_\_\_\_\_

4 Kyi Min: \_\_\_\_\_

8 Yu Yu: \_\_\_\_\_



### Ask and answer.


Girl : What sport are you good at?

Boy : I'm good at cycling.

What about you?

Girl : I'm not good at cycling.

I'm good at running.



### Complete the sentences.

I'm \_\_\_\_\_.

My favourite sport is \_\_\_\_\_.

My favourite game is \_\_\_\_\_.

I'm good at \_\_\_\_\_.

I'm not good at \_\_\_\_\_.

## Lesson 3 My favourite subjects




Listen and say.




Myanmar



English



Maths



Science



Social Studies




Ask and answer.

Boy : What's your favourite subject?

Girl : English.

What about you?


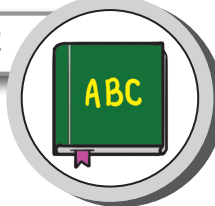
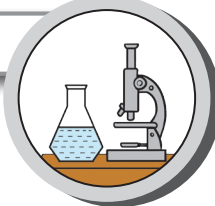

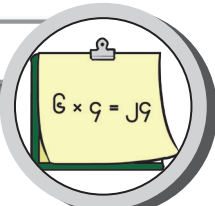
Boy : Maths.



## Unit 2 My favourite ...



Look and write.

1 	2 	3 
4 	5 	



Ask and answer.

Girl : What subject are you good at?

Boy : I'm good at Maths. I think it is easy.

I'm not good at English. I think it is difficult.

Boy : What subject are you good at?

Girl : I'm good at English. I think it is interesting.

I'm not good at Science. I think it is difficult.



Complete the sentences.

I'm \_\_\_\_\_.

My favourite subject is \_\_\_\_\_.

I'm good at \_\_\_\_\_. I think it is \_\_\_\_\_.

I'm not good at \_\_\_\_\_.

## Lesson 4 What's your favourite?



Listen and sing.



What's your favourite?



(What's your favourite, favourite?

What's your favourite fruit?)<sup>2</sup>

I like pears.

(What's your favourite, favourite?

What's your favourite vegetable?)<sup>2</sup>

I like carrots.



(What's your favourite, favourite?

What's your favourite sport?)<sup>2</sup>

I like running.

(What's your favourite, favourite?

What's your favourite subject?)<sup>2</sup>

I like English.





Fill in the blanks and sing.

What's your favourite ?

(What's your favourite, favourite?  
What's your favourite fruit?)<sup>2</sup>

I like \_\_\_\_\_.




(What's your favourite, favourite?  
What's your favourite vegetable?)<sup>2</sup>

I like \_\_\_\_\_.




(What's your favourite, favourite?  
What's your favourite sport?)<sup>2</sup>

I like \_\_\_\_\_.



(What's your favourite, favourite?  
What's your favourite subject?)<sup>2</sup>






I like \_\_\_\_\_.



## Review 1A



**Listen and write.**

<b>1</b>		<b>2</b>		<b>3</b>		<b>4</b>		<b>5</b>	
	_____		_____		_____		_____		_____



**In pairs, talk about 4 family members and complete the table.**




Name of your friend: \_\_\_\_\_

Family member	Job	Kind of person
father	cook	strong



**Practise.**

A : Do you want to be a pilot?  
 B : Yes, I do. Do you want to be a nurse?  
 A : No, I don't.  
 I want to be a \_\_\_\_\_.

I can ...			
talk and write about my family.			
talk and write about what my friend and I want to be.			







## Review 1B



**Listen, tick and write.**





### Fruits and vegetables

<b>1</b>  _____	<b>2</b>  _____	<b>3</b>  _____	<b>4</b>  _____
--	--	--	---







**Listen and write.**

### Sports and games

<b>1</b>  _____	<b>2</b>  _____	<b>3</b>  _____	<b>4</b>  _____
--	--	--	---

### Subjects

<b>1</b>  _____	<b>2</b>  _____	<b>3</b>  _____	<b>4</b>  _____
---	---	---	---



**Write and talk about your favourites.**




My favourite fruit \_\_\_\_\_.

My favourite vegetable \_\_\_\_\_.

My favourite sport \_\_\_\_\_.

My favourite game \_\_\_\_\_.

My favourite subject \_\_\_\_\_.

I can ...			
write and talk about my favourite fruit, vegetable, sport, game and subject.			

# Project 1 My family tree



Listen and say.

Grandfather

Grandmother

Grandfather

Grandmother



U Maung Myint



Daw Mya San



U San Shwe



Daw Htay Htay

Father

Mother

U Zar Ni



Daw Hnin Hnin

Brother

Me

Sister



Arkar



Hay Mar



Chaw Su



I'm Hay Mar.

My father is U Zar Ni. My mother is Daw Hnin Hnin.

My brother is Arkar. My sister is Chaw Su.

My grandfather on my father's side is  
U Maung Myint.

.....  
.....

# Project 1 My family tree



Draw your family tree and tell the class about it.

Grandfather

Grandmother


Grandfather

Grandmother






Father

Mother



Me



Write about your parents. In pairs, talk about them.

My parents

\_\_\_\_\_

\_\_\_\_\_

\_\_\_\_\_

I can ...



draw my family tree.


write and talk about my family.

# Unit 3 My house and my pets

## Lesson 1 My house



Listen and say.



There is a **living room** in my house.  
There is a **dining room** in my house.  
There is a **kitchen** in my house.  
There are three **bedrooms** in my house.  
There are two **bathrooms** in my house.  
There is a **garage** beside my house.



Practise.



There is a living room in my house.

There are two bedrooms in my house.



## Unit 3 My house and my pets

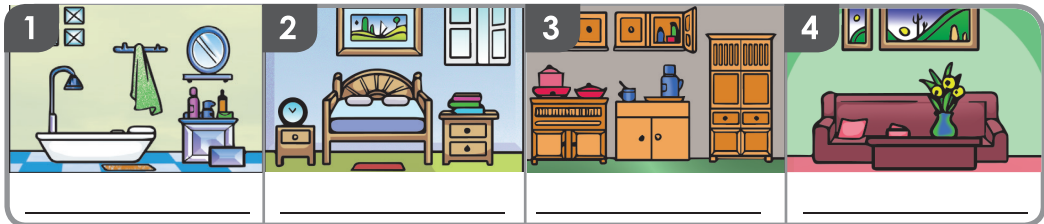


### Listen and tick.

1. There are two bathrooms in my house.
2. There is a kitchen in my house.
3. There is a dining room in my house.
4. There are three bedrooms in my house.
5. There is a garage beside my house.
6. There is a living room in my house.



### Listen and write.



### Fill in the blanks with 'is' or 'are'.

1. There \_\_\_\_\_ a kitchen in my house.
2. There \_\_\_\_\_ three bedrooms in my house.
3. There \_\_\_\_\_ two bathrooms in my house.
4. There \_\_\_\_\_ a living room in my house.



### Rearrange the words and phrases to make correct sentences.

Example: is/There/in/my house./living room/a  
There is a living room in my house.

1. bedrooms/in/There/two/are/my house.
2. my house./kitchen/There/in/a/is
3. There/in/my house./two/are/bathrooms
4. is/beside/There/garage/a/my house.

## Lesson 2 My room



Listen and say.



There is a cat **in** the box.

There is a computer **on** the table.

There is a chair **in front of** the table.

There is a dustbin **under** the table.

There is a bed **beside** the window.

There is a chair **behind** the box.

There is a bookshelf **between** the table and the bed.



Look at the picture again and practise.



There is a clock on the wall.

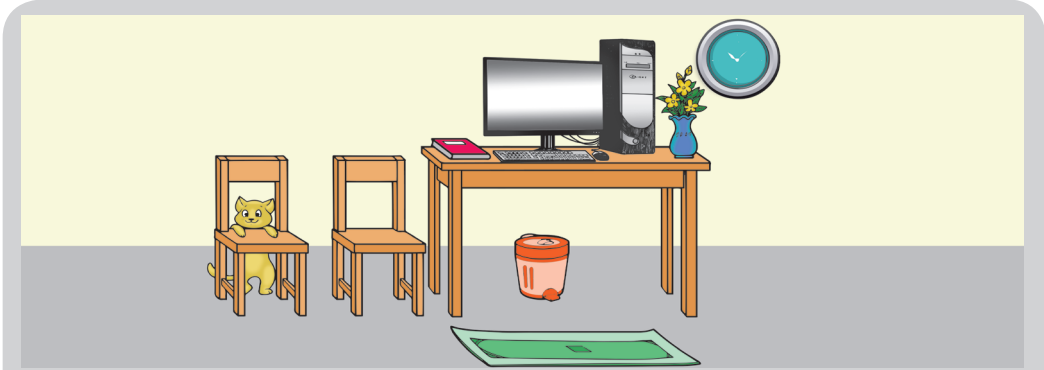
There are books on the bookshelf.



## Unit 3 My house and my pets



Look at the picture and fill in the blanks.



1. There are chairs beside the table.
2. There are flowers \_\_\_\_\_ the vase.
3. There is a dustbin \_\_\_\_\_ the table.
4. There is a cat \_\_\_\_\_ the chair.
5. There is a clock \_\_\_\_\_ the wall.
6. There is a mat \_\_\_\_\_ the table.
7. There is a computer \_\_\_\_\_ the book and the vase.




Look at the pictures and write sentences.

1. There is an apple in front of the glass.


### Lesson 3 My pets



Listen and say.



parrot



goldfish



squirrel



cat



dog



rabbit



I have a parrot.

I have a goldfish.

We have pets.



Practise.

I have a squirrel.



You have a squirrel.  
I have a cat.



He has a squirrel.  
She has a cat.  
They have pets.





## Unit 3 My house and my pets



Fill in the blanks.

①



②



③



④



⑤



⑥



1. I have a squirrel.
2. We \_\_\_\_\_ a \_\_\_\_\_.
3. You \_\_\_\_\_ a \_\_\_\_\_.
4. He \_\_\_\_\_ a \_\_\_\_\_.
5. She \_\_\_\_\_ a \_\_\_\_\_.
6. They \_\_\_\_\_ a \_\_\_\_\_.



Write sentences about the pets your friends have.

1



Bo Bo and Su Su

2



Malar

3



Zaw Zaw

4



Thidar

5



Ko Ko and Ni Ni

6



Min Thu

1. Bo Bo and Su Su have a squirrel.
2. Malar \_\_\_\_\_.
3. \_\_\_\_\_.
4. \_\_\_\_\_.
5. \_\_\_\_\_.
6. \_\_\_\_\_.

## Lesson 4 There is a mouse in my house.



Listen and say.

Let's go to my house.


Thuzar



Bo Bo

Si Thu

Nandar



Thuzar I have 7 pets.

Nandar Really?

Thuzar Yes, I have a cat, 3 goldfish, a dog, a parrot and a squirrel.

Nandar Where is the cat?

Thuzar It's between the chairs.

Bo Bo Where are the goldfish?

Thuzar They are in the fishbowl.

Bo Bo Oh, I see.



## Unit 3 My house and my pets



- Nandar Where is the dog?  
Bo Bo It's in front of the mirror.  
Si Thu Where is the parrot?  
Thuzar It's on the lamp.  
Si Thu Hello, Mr. parrot!  
Parrot Hello, Mr. parrot!



- Nandar Where is the squirrel?  
Thuzar It is in the cage.  
Bo Bo No, it's under the table.  
Si Thu Oh, no! It's not a squirrel.  
It's a mouse.  
Friends Oh!



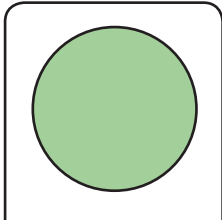
- Bo Bo I love pets.  
Thuzar Do you have any pets?  
Bo Bo Yes, I do.  
I have a dog, 3 cats and  
a parrot.

# Unit 4 Numbers and shapes

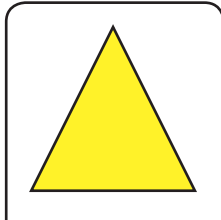
## Lesson 1 Shapes



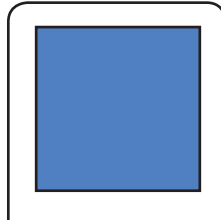
Listen and say.




circle



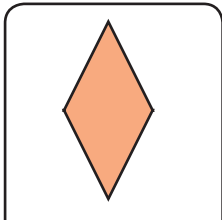
triangle



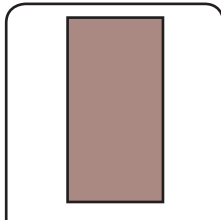
square




heart



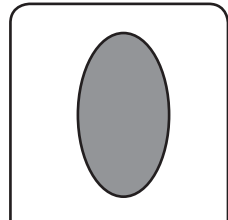
diamond



rectangle



star



oval



Ask and answer.

How many stars are there?

There are seven stars.  
How many hearts are there?






There are three hearts.  
How many diamonds are there?

There are six diamonds.

## Unit 4 Numbers and shapes




Look, tick and say.

				
<input type="radio"/> rectangle	<input type="radio"/> diamond	<input type="radio"/> triangle	<input type="radio"/> square	<input type="radio"/> circle
<input type="radio"/> diamond	<input type="radio"/> oval	<input type="radio"/> circle	<input type="radio"/> star	<input type="radio"/> oval



Draw the shapes you have learnt and name them.

 star		



Write and say the shapes of 3 objects you know.

Object	Shape
clock	circle

Example: The clock is a circle.

## Lesson 2 Numbers: 13 to 19



Listen and say.

**13** thirteen

**14** fourteen

**15** fifteen

**16** sixteen



Ask and answer.

How many buttons are there?

There are 13 buttons.

**17** seventeen

**18** eighteen

**19** nineteen

# Unit 4 Numbers and shapes










Listen and write.

13	t	h	i	r	t	e	e	n
14								
15								
16								
17								
18								
19								



Count and write.

- 

There are thirteen buttons.
- 
- 
- 
- 
- 
- 

## Lesson 3 Numbers: 20 to 100



Listen and say.

### 20 twenty

- 21 twenty-one
- 22 twenty-two
- 23 twenty-three
- 24 twenty-four
- 25 twenty-five
- 26 twenty-six
- 27 twenty-seven
- 28 twenty-eight
- 29 twenty-nine

### 30 thirty

- 31 thirty-one
- 32 thirty-two
- 33 thirty-three
- 34 thirty-four
- 35 thirty-five
- 36 thirty-six
- 37 thirty-seven
- 38 thirty-eight
- 39 thirty-nine

### 40 forty

- 41 forty-one
- 42 forty-two
- 43 forty-three
- 44 forty-four
- 45 forty-five
- 46 forty-six
- 47 forty-seven
- 48 forty-eight
- 49 forty-nine

### 50 fifty

- 51 fifty-one
- 52 fifty-two
- 53 fifty-three
- 54 fifty-four
- 55 fifty-five
- 56 fifty-six
- 57 fifty-seven
- 58 fifty-eight
- 59 fifty-nine

### 60 sixty

- 61 sixty-one
- 62 sixty-two
- 63 sixty-three
- 64 sixty-four
- 65 sixty-five
- 66 sixty-six
- 67 sixty-seven
- 68 sixty-eight
- 69 sixty-nine

### 70 seventy

- 71 seventy-one
- 72 seventy-two
- 73 seventy-three
- 74 seventy-four
- 75 seventy-five
- 76 seventy-six
- 77 seventy-seven
- 78 seventy-eight
- 79 seventy-nine


### 80 eighty

- 81 eighty-one
- 82 eighty-two
- 83 eighty-three
- 84 eighty-four
- 85 eighty-five
- 86 eighty-six
- 87 eighty-seven
- 88 eighty-eight
- 89 eighty-nine

### 90 ninety

- 91 ninety-one
- 92 ninety-two
- 93 ninety-three
- 94 ninety-four
- 95 ninety-five
- 96 ninety-six
- 97 ninety-seven
- 98 ninety-eight
- 99 ninety-nine

### 100 a hundred





## Unit 4 Numbers and shapes



### Write the numbers.

eighty-one	81	forty-three	
twenty-nine		thirty-five	
a hundred		sixty-six	
seventy-six		fifty-eight	



### Write words for the numbers.

52		67	
46		33	
87		72	
92		100	



### Fill in the blanks.

- How many pages are there in your English textbook?  
There are 81 pages in our English textbook.
- How many boys \_\_\_\_\_ in your class?  
There are \_\_\_\_\_ boys in our class.
- How \_\_\_\_\_ girls \_\_\_\_\_ in your class?  
\_\_\_\_\_ are \_\_\_\_\_.
- \_\_\_\_\_ students \_\_\_\_\_ in your class?  
\_\_\_\_\_.
- \_\_\_\_\_ desks \_\_\_\_\_ in your classroom?  
\_\_\_\_\_.

## Lesson 4 My robot



Read and draw your robot.

This is my robot.

The head is a circle.

The eyes are stars.

The mouth is a rectangle.

The ears are diamonds.


The body is a square with a heart.

The arms are triangles.

The legs are rectangles. The feet are ovals.



## Unit 4 Numbers and shapes



Draw a picture of a toy using shapes.

A large rectangular area with a dashed border for drawing. In the bottom right corner, there are five colored pencils (red, yellow, grey, pink, green) standing upright.



Write about your toy and tell the class about it.

My \_\_\_\_\_

---

---

---

---

---

---

---

## Review 2A



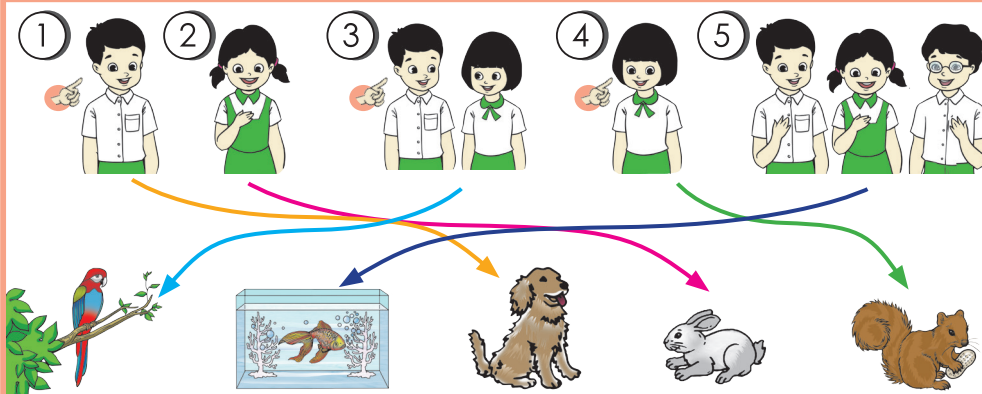
**Write sentences using 'there is' or 'there are'.**

Example: the table. / on / a book  
There is a book on the table.

1. on / the wall. / a clock
2. cats / the chair. / under
3. behind / a chair / the table.
4. the box. / a glass / in
5. pencils / in front of / the bag.



**Look at the pictures and complete the sentences.**



1. He has a dog.
2. I \_\_\_\_\_.
3. They \_\_\_\_\_.
4. She \_\_\_\_\_.
5. We \_\_\_\_\_.

I can ...			
say where things are.			
write about the pets my friends and I have.			

## Review 2B



Count and write.

**Count** 4

There are four ovals.



Find 3 objects in your classroom and write what shapes they are.

Object	Shape
blackboard	rectangle

**Example: The blackboard is a rectangle.**

I can ...			
say and write the numbers 1 to 100.			
say the names of shapes.			
say what shapes the objects in my classroom are.			

## Project 2 Things in my bedroom



Look at the picture and ask and answer the questions as in the examples.



Example:

A: Where is the clock ?

B: It is on the wall.


A: How many diamonds are there?

B: There are twelve diamonds.

## Project 2 Things in my bedroom






Draw a picture of your bedroom. Also write and say where the things are.



There is a table in my bedroom.  
It is beside the \_\_\_\_\_.



I can ...			
draw a picture of my bedroom.			
describe my bedroom to my friends.			

# Unit 5 Things I do at home and at school

## Lesson 1 Things I do at home



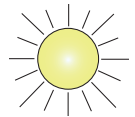
Listen and say.



Practise.



morning



afternoon



evening

I make the bed in the morning.  
I sweep the floor in the afternoon.  
I do my homework in the evening.





## Unit 5 Things I do at home and at school



### Ask and answer.

Boy : What do you do in the morning?

Girl : I make the bed.

What about you?

Boy : I wash the dishes.

Girl : Good!



### Practise.

①



②



③



④



⑤



⑥



What do you do in the **morning/afternoon/evening**?

I sweep the floor.



### Write and say the things you do at home.

1. I make the bed in the morning.

2. \_\_\_\_\_.

3. \_\_\_\_\_.

4. \_\_\_\_\_.

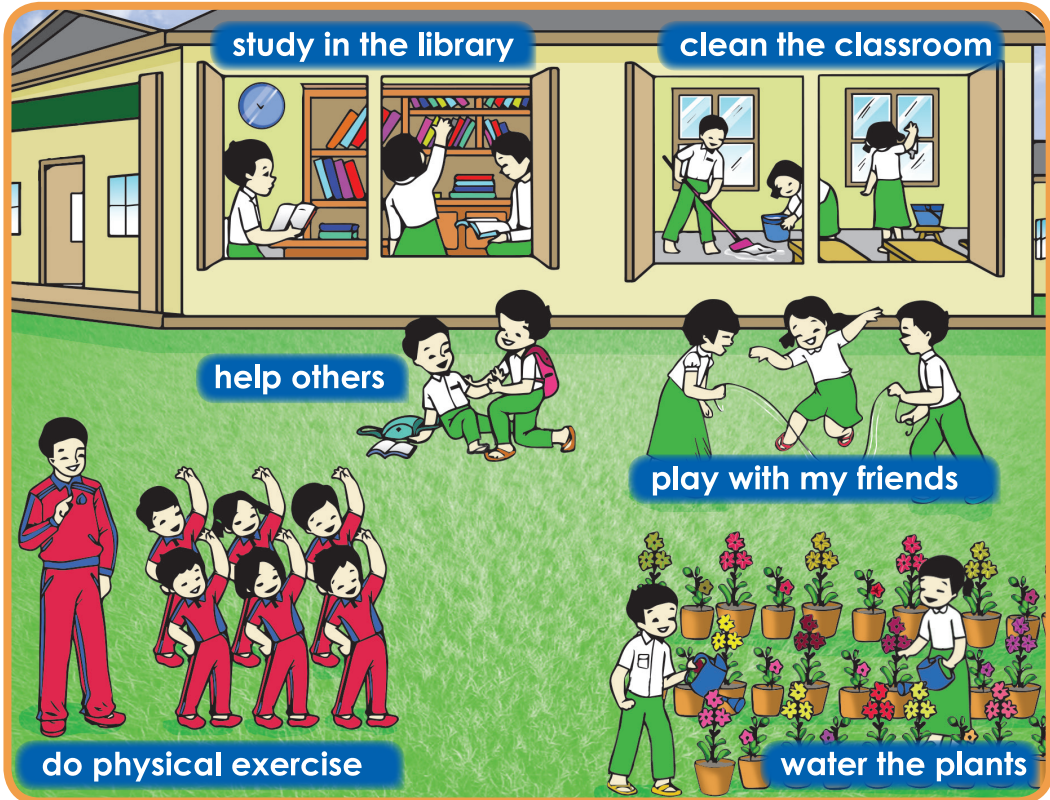
5. \_\_\_\_\_.

6. \_\_\_\_\_.

## Lesson 2 Things I do at school



Listen and say.



Practise.

**always**

Mon	Tue	Wed	Thur	Fri
-----	-----	-----	------	-----

I **always** water the plants at school.

**usually**

Mon	Tue	Wed	Thur	Fri
-----	-----	-----	------	-----

I **usually** clean the classroom at school.

## Unit 5 Things I do at home and at school



### Ask and answer.

Boy : What do you always do at school?

Girl : I always play with my friends.  
What about you?

Boy : I always water the plants.

Girl : That's great!



### Practise.

①



②



③



④



⑤



⑥



What do you **always/usually** do at school?

I **always/usually** study in the library.



### Write and say the things you do at school.

1. I always water the plants at school.

2. \_\_\_\_\_.

3. \_\_\_\_\_.

4. \_\_\_\_\_.

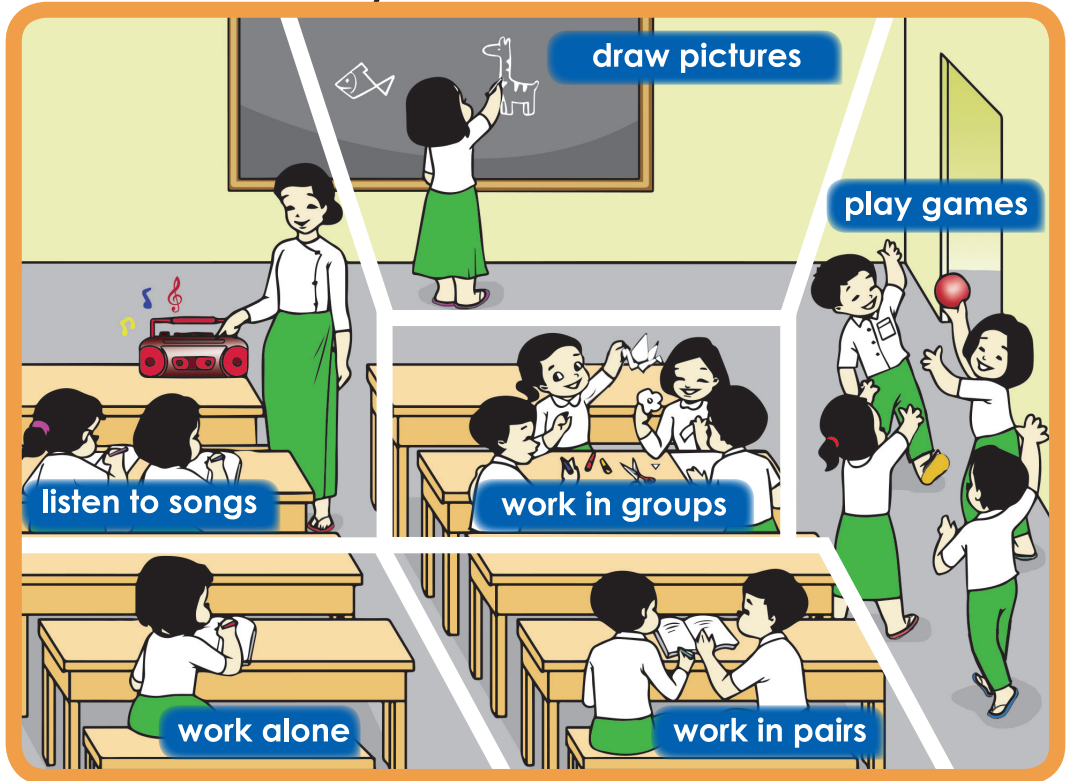
5. \_\_\_\_\_.

6. \_\_\_\_\_.

## Lesson 3 Things I do in my class



Listen and say.



Practise.

**often**

Mon Tue Wed Thur Fri

I **often** listen to songs in my class.

**sometimes**

Mon Tue Wed Thur Fri

I **sometimes** draw pictures in my class.

## Unit 5 Things I do at home and at school



### Ask and answer.

Boy : What do you sometimes do in your class?

Girl : I sometimes draw pictures.

What about you?

Boy : I sometimes play games.

Girl : That's great!



### Practise.

①



②



③




④



⑤



⑥



What do you **often/sometimes** do in your class?

I **often/sometimes** work in groups.



### Write and say the things you do in your class.

1. I sometimes draw pictures in my class.

2. \_\_\_\_\_.

3. \_\_\_\_\_.

4. \_\_\_\_\_.

5. \_\_\_\_\_.

6. \_\_\_\_\_.

## Lesson 4 What do you do every day?



Listen and say.

What do you do every day?



Hi Po Po!



What do you do every day?

On Monday, I sweep the floor.

On Tuesday, I play with my sister.

On Wednesday, I wash the clothes.

On Thursday, I help my mother in the kitchen.

On Friday, I make the beds.

On Saturday, I clean my desk.

On Sunday, I draw pictures.

Oh, Po Po! You are a very good girl.



Hi Bo Bo!



What do you do every day?

On Monday, I clean the rooms.

On Tuesday, I ride a bike with my brother.

On Wednesday, I play basketball.

On Thursday, I help my father in the garden.

On Friday, I wash the dishes.

On Saturday, I listen to music.

On Sunday, I read stories.








Oh, Bo Bo! You are a very good boy.



## Unit 5 Things I do at home and at school





Write and say what you do in a week.

 <p>Monday</p> <p>On Monday, I clean my desk.</p> <p>_____.</p>	 <p>Tuesday</p> <p>_____.</p>
 <p>Wednesday</p> <p>_____.</p> <p>_____.</p>	 <p>Thursday</p> <p>_____.</p>
 <p>Friday</p> <p>_____.</p> <p>_____.</p>	 <p>Saturday</p> <p>_____.</p>
 <p>Sunday</p> <p>_____.</p>	



Work in pairs. Ask your friend what he/she does every day.

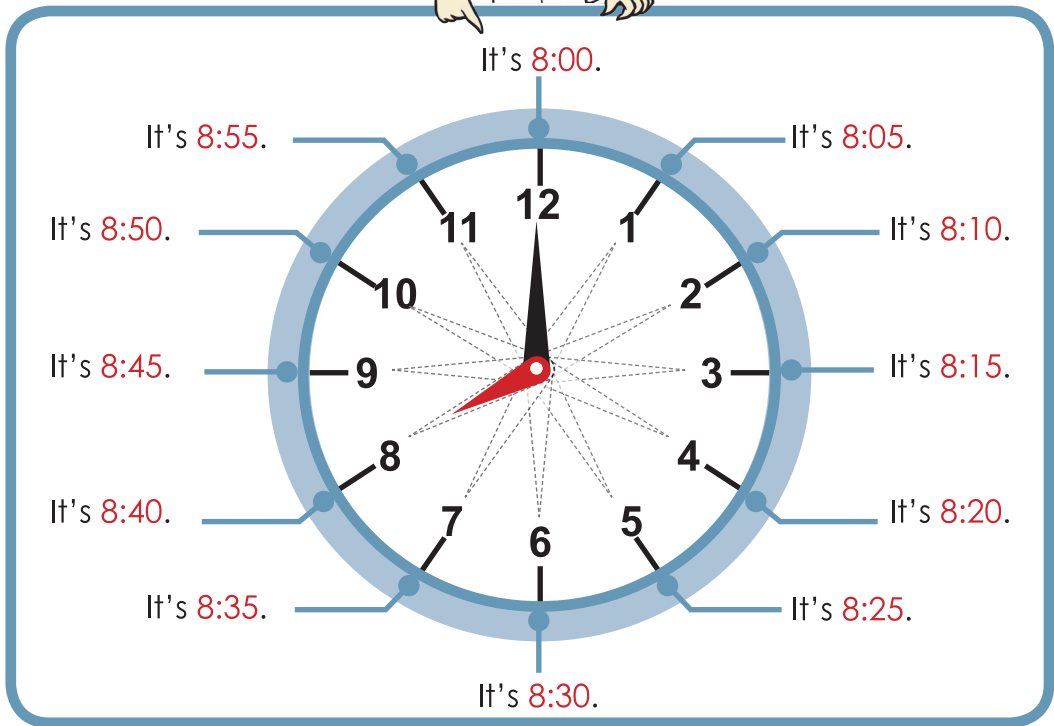
 <p>What do you do every day?</p>	 <p>On Monday, I play football.</p>
--	---

# Unit 6 My day

## Lesson 1 Telling time



Listen and say.




Ask and answer.

What time is it?



It's 8:05.





# Unit 6 My day



Match and write the times.

<b>7:00</b>	<b>6:30</b>	<b>11:15</b>	<b>2:45</b>
It's 7:00. _____	_____	_____	_____



Look at the clocks and write the times.

1. It's 1:30. _____	2. _____	3. _____	4. _____

5. _____	6. _____	7. _____	8. _____

9. _____	10. _____	11. _____	12. _____

## Lesson 2 My classes today



Listen and say.

### Myanmar



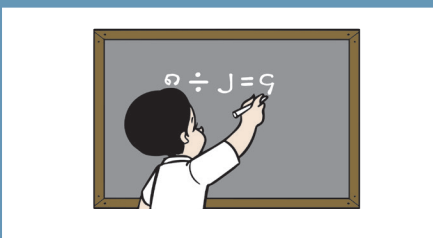
I have Myanmar in **Period 1**.  
It is from **9:00** to **9:40**.

### English



I have English in **Period 2**.  
It is from **9:40** to **10:20**.

### Maths



I have Maths in **Period 3**.  
It is from **10:40** to **11:20**.

### Science



I have Science in **Period 4**.  
It is from **11:20** to **12:00**.

### Social Studies



I have Social Studies in **Period 5**.  
It is from **1:00** to **1:40**.



## Unit 6 My day



Listen and write.

Period	Time	Subject
1.	12:00 - 12:40	
2.		Maths
3.	1:40 - 2:20	
4.		Social Studies
5.	3:00 - 3:40	



Make a list of your classes for one day and tell the class about it.

Period	Time	Subject

I have \_\_\_\_\_.

It is from \_\_\_\_\_ to \_\_\_\_\_.

### Lesson 3 My daily activities



Listen and say.



I usually get up at 6:00.



I often have a bath at 6:15.




I usually have breakfast at 7:30.




I always go to school at 8:25.



I usually go home at 3:45.




I often do the housework at 4:30.



I usually study my lessons at 7:30.



I sometimes watch TV at 8:30.



I usually go to bed at 9:00.

## Unit 6 My day



Match the daily activities and the times and write sentences.



go home



do the housework



go to school

**6:30**

in the evening

**8:45**

in the morning

**3:30**

in the afternoon

Example: I go home at 3:30 in the afternoon.



Complete the questions with **always/usually/often/sometimes** and write the answers.

1. What time do you usually get up?

I usually get up at 7:00.

2. What time do you \_\_\_\_\_ have a bath?  
3. What time do you \_\_\_\_\_ have breakfast?  
4. What time do you \_\_\_\_\_ go to school?  
5. What time do you \_\_\_\_\_ go home?  
6. What time do you \_\_\_\_\_ do the housework?  
7. What time do you \_\_\_\_\_ study?  
8. What time do you \_\_\_\_\_ watch TV?  
9. What time do you \_\_\_\_\_ go to bed?



Ask and answer the questions.


A : What time do you usually get up?

B : I usually get up at 7:00.

## Lesson 4 My school days





Listen and say.



I study 9 subjects.  
There are 7 periods a day.

Grade 3 Timetable					
	Mon	Tue	Wed	Thur	Fri
1. 9:00-9:40	Myan	Myan	Myan	Myan	Myan
2. 9:40-10:20	Myan	Myan	Myan	Maths	Maths
10:20-10:40	Break				
3. 10:40-11:20	Maths	Maths	Maths	Maths	Maths
4. 11:20-12:00	Sci	Sci	Eng	Eng	Eng
12:00-1:00	Lunch break				
5. 1:00-1:40	LS	LS	SS	SS	M&C
6. 1:40-2:20	PE	Arts	M&C	Arts	PE
7. 2:20-3:00	LC	LC	LC	LC	LC

## Unit 6 My day



**Write and tell the class about your school days.**

My school days

---

---

---

---

---

---



Listen and write.

Things I do at home

1



\_\_\_\_\_

2



\_\_\_\_\_

3



\_\_\_\_\_

Things I do at school

1



\_\_\_\_\_

2



\_\_\_\_\_

3



\_\_\_\_\_

Things I do in my class

1



\_\_\_\_\_

2



\_\_\_\_\_

3



\_\_\_\_\_



Write and say the things you do at home and at school.

At home, I \_\_\_\_\_ and \_\_\_\_\_.

At school, I \_\_\_\_\_.

In my class, I \_\_\_\_\_.

After school, I \_\_\_\_\_.

I can ...

write and talk about things I do at home, at school and in my class.





--	--	--



## Review 3B



**In pairs, ask and answer the questions in turns.**

<p><b>B</b> What time do you have a bath?</p>	<p><b>A</b> What time do you do the housework?</p>	<p><b>B</b> What time do you go to school?</p>	<p><b>A</b> What time do you have lunch?</p>
<p><b>A</b> What time do you have dinner?</p>			<p><b>B</b> What time is it?</p>
<p><b>B</b> What time do you go to bed?</p>			<p><b>A</b> What time do you get up?</p>
<p><b>FINISH</b></p>			<p><b>B</b> What time do you have breakfast?</p>
<p><b>START</b> </p>	<p><b>A</b> What time is it?</p>	<p><b>B</b> What time do you watch TV?</p>	<p><b>A</b> What time do you study?</p>



**Write about your daily activities.**

I get up at \_\_\_\_\_. I have my breakfast at \_\_\_\_\_. I go to school at \_\_\_\_\_. My school starts at \_\_\_\_\_. I have a break from \_\_\_\_\_ to \_\_\_\_\_. My lunch break is from \_\_\_\_\_ to \_\_\_\_\_. My school \_\_\_\_\_ at \_\_\_\_\_. I \_\_\_\_\_ my dinner at \_\_\_\_\_. I \_\_\_\_\_ my homework at \_\_\_\_\_. I \_\_\_\_\_ to bed at \_\_\_\_\_.

I can ...			
write and talk about my daily activities.			

## Project 3 The daily activities of my friend











### Interview your friend.

What do you usually do in the morning?		from	to
• usually	have breakfast	7:30	8:00
• always	do my homework		
• often	play badminton		
• sometimes	water the plants		



### Present about your friend.



			
	7:30 - 8:00		-
			
	-		-

### The daily activities of my friend

This is my friend. In the morning, she usually has breakfast from 7:30 to 8:00. She always does her homework from \_\_\_\_\_ to \_\_\_\_\_. She often plays badminton from \_\_\_\_\_ to \_\_\_\_\_. She sometimes waters the plants from \_\_\_\_\_ to \_\_\_\_\_.

## Project 3 The daily activities of my friend



**Interview your friend.**

What do you usually do in the afternoon?	from	to
• usually		
• always		
• often		
• sometimes		



**Write and tell the class the daily activities of your friend.**

The daily activities of my friend

---



---



---



---



---



---



---



---



---



---



---



---



---



---



---

I can ...			
interview my friend.			
write and talk about the daily activities of my friend.			

# Unit 7 Things we do for fun

## Lesson 1 Free time activities (1)

 Listen and say.



drawing



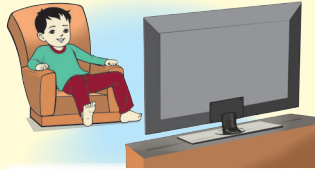
dancing



reading



going shopping



watching TV



playing the guitar



playing with toys



playing tag



Ask and answer.

What are you doing?



I am reading.


I am drawing.  
What about you?



## Unit 7 Things we do for fun



Listen and complete the sentences.



1. I am \_\_\_\_\_.
2. I am \_\_\_\_\_.
3. I am \_\_\_\_\_.
4. We are \_\_\_\_\_.
5. We are \_\_\_\_\_.



Look at the pictures and answer the question.



## Lesson 2 Free time activities (2)



Listen and say.



cycling



gardening



fishing



skipping rope



playing football



playing badminton



having a picnic



playing hide and seek



Ask and answer.



What is he doing?

He is cycling.



## Unit 7 Things we do for fun



Look and write sentences.

1



Nilar

2



Thuta

3



Thidar

4



Zaw Zaw

5



Mi Mi

Example 1. Nilar is skipping rope.



Ask and answer.




What are they doing?

They are having a picnic.



Look at the picture and ask and answer.

What are they doing?



They are playing hide and seek.



## Lesson 3 Hobbies




Listen and say.



singing



swimming



travelling



mountain climbing



writing stories



making origami



listening to music



playing video games



Practise.





## Unit 7 Things we do for fun



Say, ask and answer.



I like swimming.  
What about you?

I like travelling.





Look at the pictures and complete the sentences.

1



They like travelling.

2





Bo Bo doesn't like \_\_\_\_\_.

3





Ko Ko doesn't \_\_\_\_\_.

4





Su Su likes \_\_\_\_\_.

5



Min Min \_\_\_\_\_.

6



Sandar \_\_\_\_\_.

## Lesson 4 What are you doing?



Listen and sing.



What are you doing?



What are you doing?  
I'm drawing, drawing.



What are you doing?  
I'm cycling, cycling.

What are you doing?  
We're playing, playing,  
playing football.



What are they doing?  
They're travelling, travelling.

What are they doing?  
They're singing, singing,  
singing a song.



## Unit 7 Things we do for fun



Listen, fill in the blanks and sing.

What is he \_\_\_\_\_?

He's \_\_\_\_\_,  
\_\_\_\_\_.



What is she \_\_\_\_\_?

She's \_\_\_\_\_.

What are you \_\_\_\_\_?

We're \_\_\_\_\_,  
\_\_\_\_\_ now.




What are they \_\_\_\_\_?

They're \_\_\_\_\_.

What are they \_\_\_\_\_?

They're \_\_\_\_\_,  
playing the guitars.



## Unit 8 Around town

### Lesson 1 Places



Listen and say.



library



cinema



sports centre



hospital



restaurant



police station



Practise.

You can read books **at a library**.

You can watch films **at a cinema**.


You can play basketball **at a sports centre**.

You can see doctors **at a hospital**.

You can eat food **at a restaurant**.

You can get help **at a police station**.


## Unit 8 Around town



### Match and write sentences.



sports centre



cinema



restaurant



police station



hospital



library

Example: I can eat food at a restaurant.



### Circle the mistakes and write the correct sentences.

1. You can read books at a hospital.

You can read books at a library.

2. You can get help at a restaurant.

\_\_\_\_\_.

3. You can watch films at a library.

\_\_\_\_\_.

4. You can play basketball at a cinema.

\_\_\_\_\_.

5. You can see doctors at a police station.

\_\_\_\_\_.

6. You can eat food at a sports centre.

\_\_\_\_\_.

## Lesson 2 Locations



Listen and say.

The bookshop is **next to** the school.

The school is **between** the bus stop and the bookshop.

The bakery is **opposite** the bus stop.

The park is **at the corner of** Thiri Street and Khayay Street.



Look at the pictures and ask and answer.

Where is the bookshop?

It is next to the school.

## Unit 8 Around town





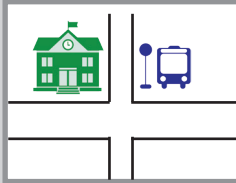

Look at the pictures and write.

next to

opposite

between

at the corner of



1. The bakery is next to the restaurant.

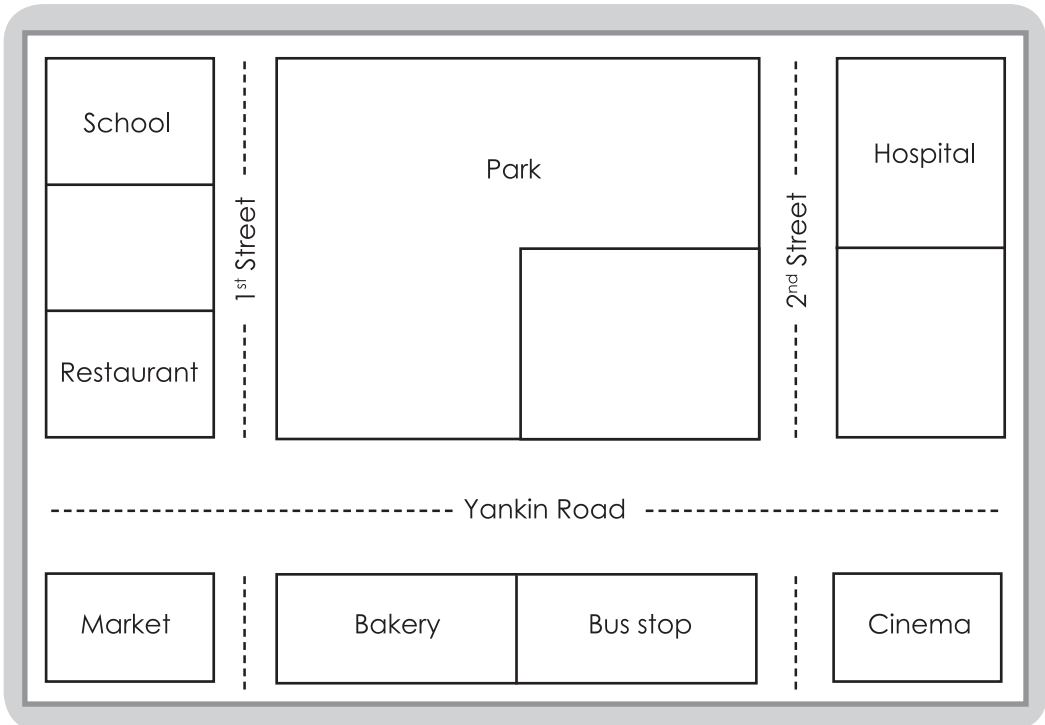
2. \_\_\_\_\_.

3. \_\_\_\_\_.

4. \_\_\_\_\_.



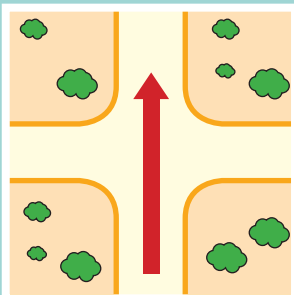
Listen and write the names of the places on the map.



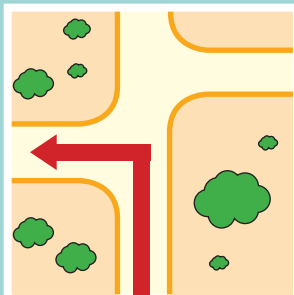
### Lesson 3 Giving Directions (1)



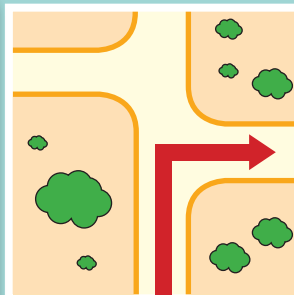
Listen and say.



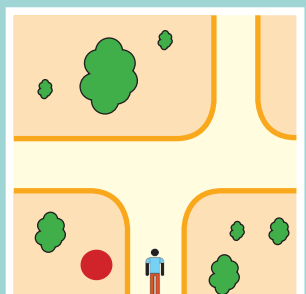
go straight



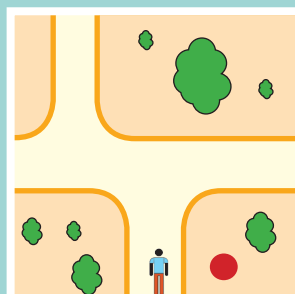
turn left



turn right



on the left

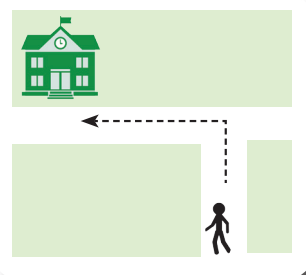


on the right



Practise.

- A: Excuse me, how do I get to the school?  
B: Go straight and turn left.  
It's on the right.  
A: Thank you.



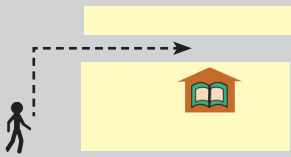


## Unit 8 Around town



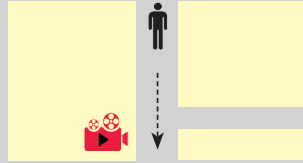
### Give directions.

1. Excuse me, how do I get to the library?



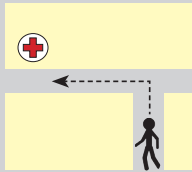
1. Go straight and turn right.  
It's on the right.

2. Excuse me, how do I get to the cinema?



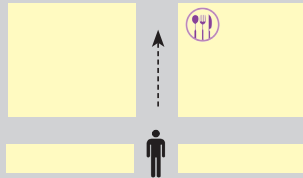
2. \_\_\_\_\_  
\_\_\_\_\_

3. Excuse me, how do I get to the hospital?



3. \_\_\_\_\_  
\_\_\_\_\_

4. Excuse me, how do I get to the restaurant?

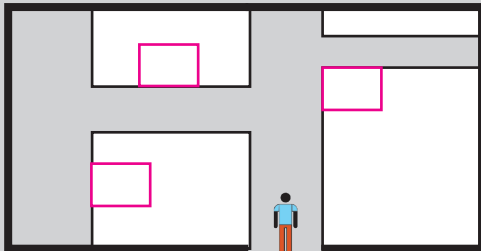


4. \_\_\_\_\_  
\_\_\_\_\_



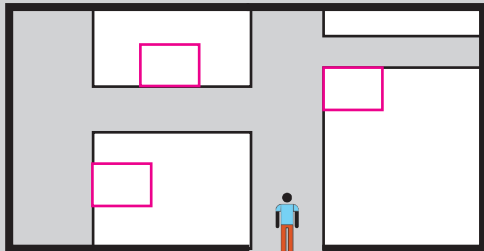
### In pairs, give and listen to directions.

**A** Write 'L' for library on the map and tell 'B' how to get to it.



**A**

**B** Listen to A's direction and write 'L' for library on the map.

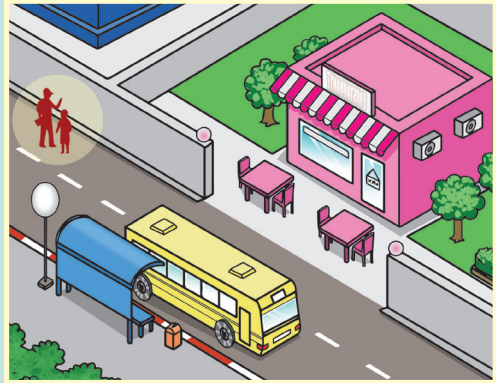
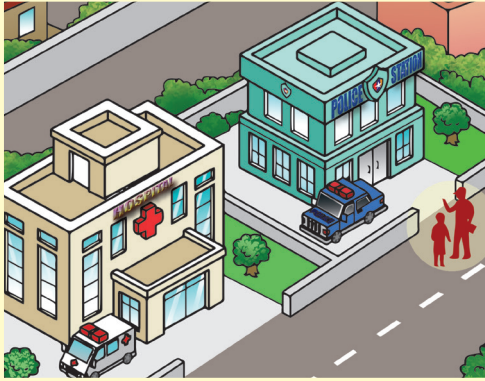


**B**

## Lesson 4 Giving directions (2)



Listen and say.



A: Excuse me,  
where's the hospital?

B: It's next to the police station.

A: Thank you.

A: Excuse me,  
where's the restaurant?

B: It's opposite the bus stop.

A: Thank you.



A: Excuse me,  
how do I get to the bakery?

B: Go straight and turn left.  
It's on the right.

A: Thank you.

A: Excuse me,  
how do I get to the market?

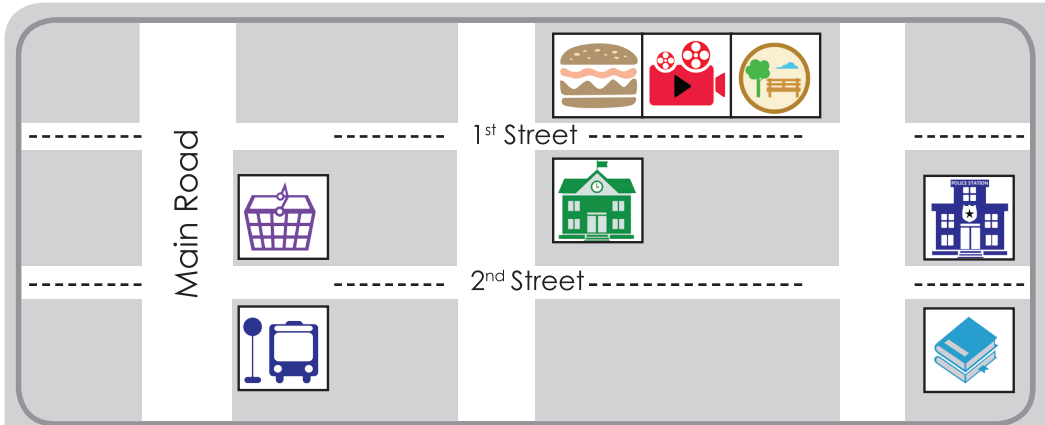
B: Go straight and turn right.  
It's on the right.

A: Thank you.

## Unit 8 Around town



Look at the map and find the places.



1. It's on 1<sup>st</sup> Street. It's next to the cinema.  
It's opposite the school. It's the bakery.
2. It's at the corner of Main Road and 2<sup>nd</sup> Street.  
It's opposite the market. It's the \_\_\_\_\_.
3. It's on 1<sup>st</sup> Street. It's between the bakery and the park.  
It's the \_\_\_\_\_.
4. It's on 2<sup>nd</sup> Street. It's opposite the police station .  
It's the \_\_\_\_\_.



Help your friends to get to the park.




---



---



---



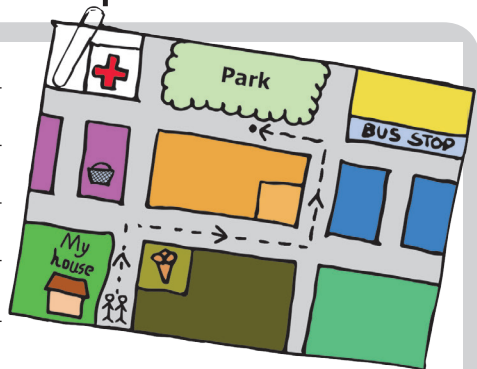
---



---



---



## Review 4A








Look at the picture and write sentences.



Example: 1. He is drawing.




Listen and tick the children's hobbies.

Hobby	 Zayar	 Thidar	 Bo Bo	 Su Su	 Min Min
listening to music					
playing football	✓				
playing the guitar					
singing					
making origami	✓				
watching TV					



Write and talk about your hobbies.

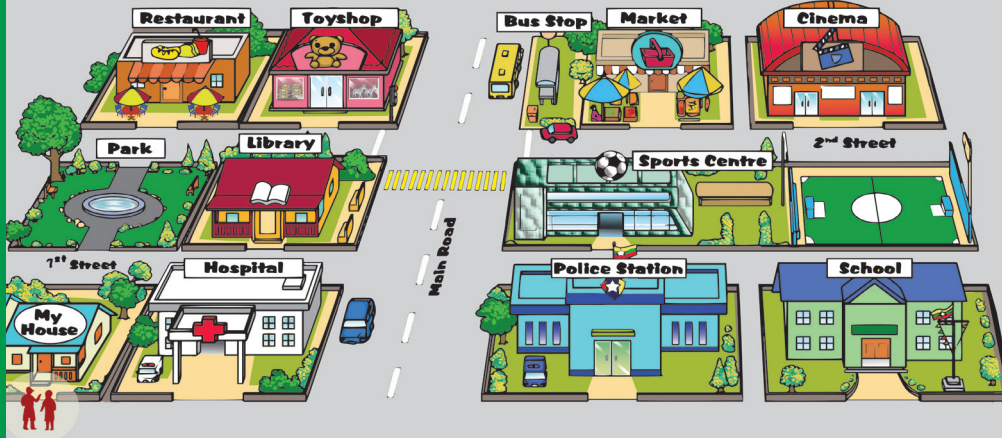
I like \_\_\_\_\_ . I also like \_\_\_\_\_  
 \_\_\_\_\_ . I don't like \_\_\_\_\_ .

I can ...			
say what people are doing.			
write and talk about hobbies.			

## Review 4B



Look at the map and complete the sentences.



1. The park is \_\_\_\_\_ the library.
2. The market is \_\_\_\_\_ the bus stop and the cinema.
3. The restaurant is \_\_\_\_\_ the park.
4. The sports centre is \_\_\_\_\_ Main Road and 2<sup>nd</sup> Street.



### Ask and answer.

A: Excuse me, where is the library?

B: The library is opposite the sports centre.

A: How do I get to the library?

B: Go straight and turn left.

It's at the corner of Main Road and 1<sup>st</sup> Street.

A: Thank you.

B: You're welcome.



I can ...

say where places are.

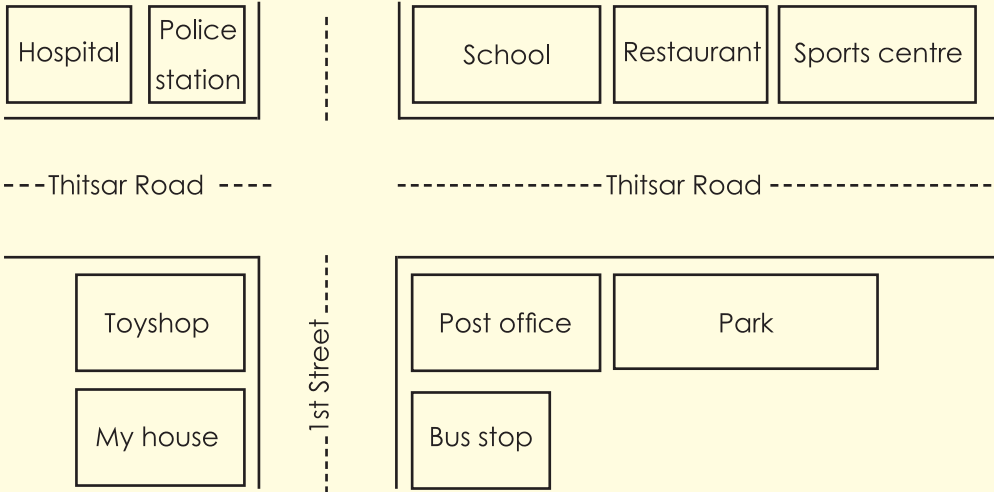
give directions.




## Project 4 My town



Look at the map and say.



This is my town.

My house is opposite the bus stop.

The post office is at the corner of Thitsar Road and 1<sup>st</sup> Street.  
It's next to the bus stop.


The park is next to the post office.

The school is opposite the post office.

The restaurant is between the school and the sports centre.

The police station is next to the hospital.

The toyshop is next to my house.



# Project 4 My town



Draw a map of your town with 5 places on it.  
Write and tell the class where they are.

Map of my town

Places in my town

---

---

---

---

---

I can ...			
draw a map of my town.			
say where places in my town are.			











